



# PACKAGING TOOLKIT



This week we are learning more about the Big Five. In Africa, the Big Five game animals are the lion, leopard, rhinoceros, elephant, and Cape buffalo. They live and hunt on the grassy plains known as 'savannas' which are found in tropical and sub-tropical regions of the world. The most famous African Savanna is the Serengeti National Park in Tanzania where you can find all the Big Five.

## WHAT YOU WILL NEED:



Printer



Scissors



Paper



Glue



Colour Pencils



Cardboard

## MAKE YOUR OWN :

# Leopard



## DID YOU KNOW:


The hearing of a leopard is five times more powerful than ours.

## HOW TO MAKE:

You can choose whether you want to colour in your own design or use the one that has already been coloured-in by our graphic designer!

1. Print out the PDF and cut out the templates.
2. Stick the templates onto a cereal box/ cardboard box and cut out the shapes.
3. Make sure that you cut the lines on the Leopard's body too.
4. Fold the Leopard's legs on the fold line and insert into the cut lines of the Leopard's body.
5. The legs should face towards the front of the body.

Share on social media  
using #alexirkidsathome

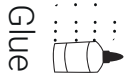




Cut

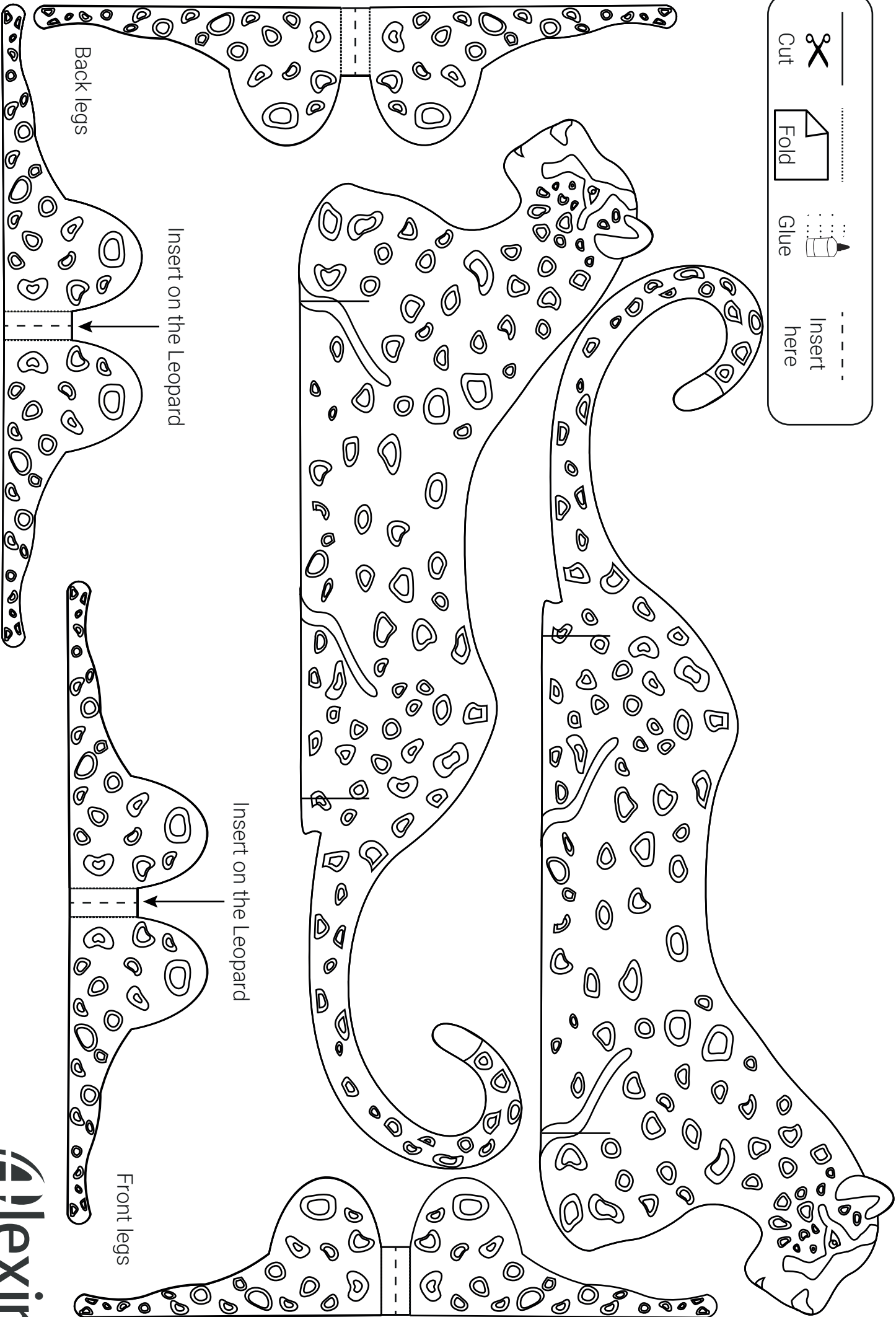


Fold



Glue

Insert here







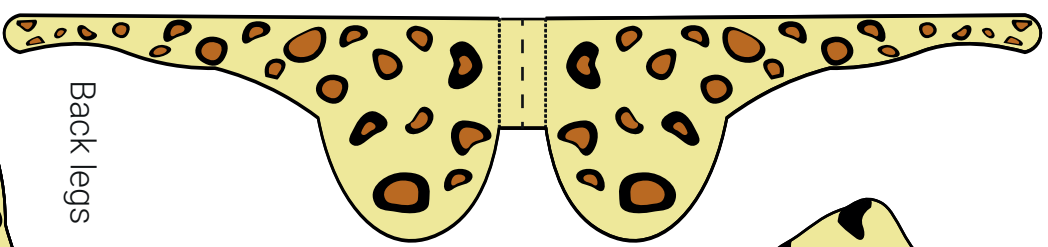
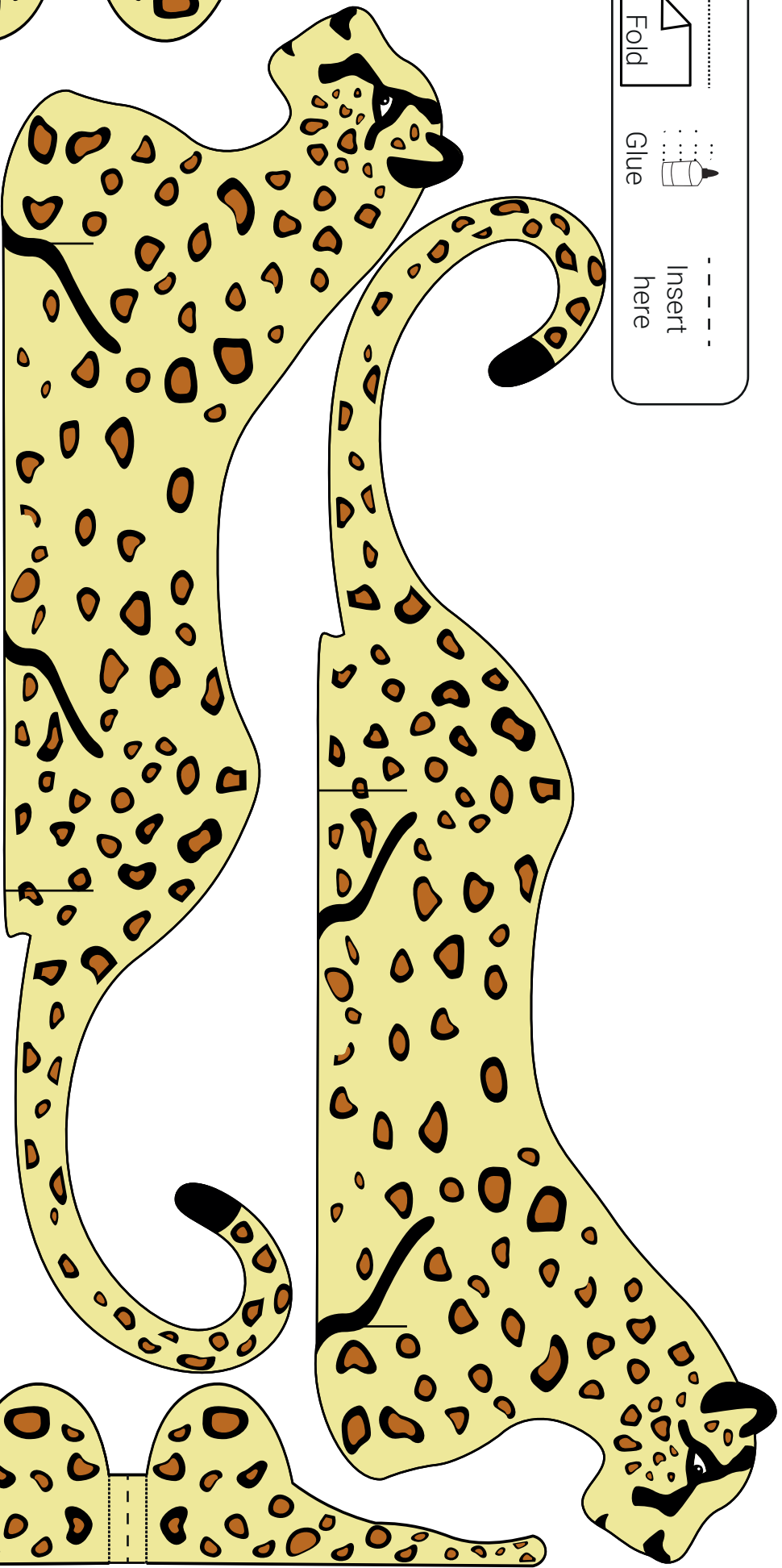
Back legs

Insert on the Leopard

Insert on the Leopard


Front legs

 Cut  
 Fold  
 Glue  
 Insert here

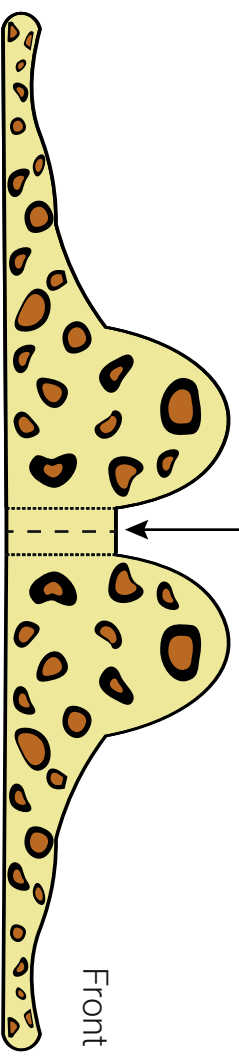


Back legs

Insert on the Leopard



Insert on the Leopard



Front legs

