



PACKAGING TOOLKIT



This week we are learning more about the various food packaging that you will find in your local supermarket. The Alexir Partnership is a food packaging manufacturer and is made up of five different businesses. Each day your template and fact will be based on one of our businesses.

WHAT YOU WILL NEED:



Printer



Scissors



Paper



Glue



Colour Pencils

MAKE YOUR OWN :

Picnic Hamper

5. ALEXIR BRANDS FACT:

Alexir Brands sell about 250,000 food gifts a year.

HOW TO MAKE:

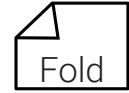
You can choose whether you want to colour in your own design or use the one that has already been coloured-in by our graphic designer!

1. Print the PDF and cut out the template.
2. Write your name where it says "This hamper belongs to:"
3. Fold all of the fold lines.
4. Put glue on the glue flaps and stick them to the sides of the bottom panel.
5. Fold the top panel over and fit into the bottom.
6. Put some little snacks into your hamper and have a picnic with your toys.

Share on social media
using #alexirkidsathome



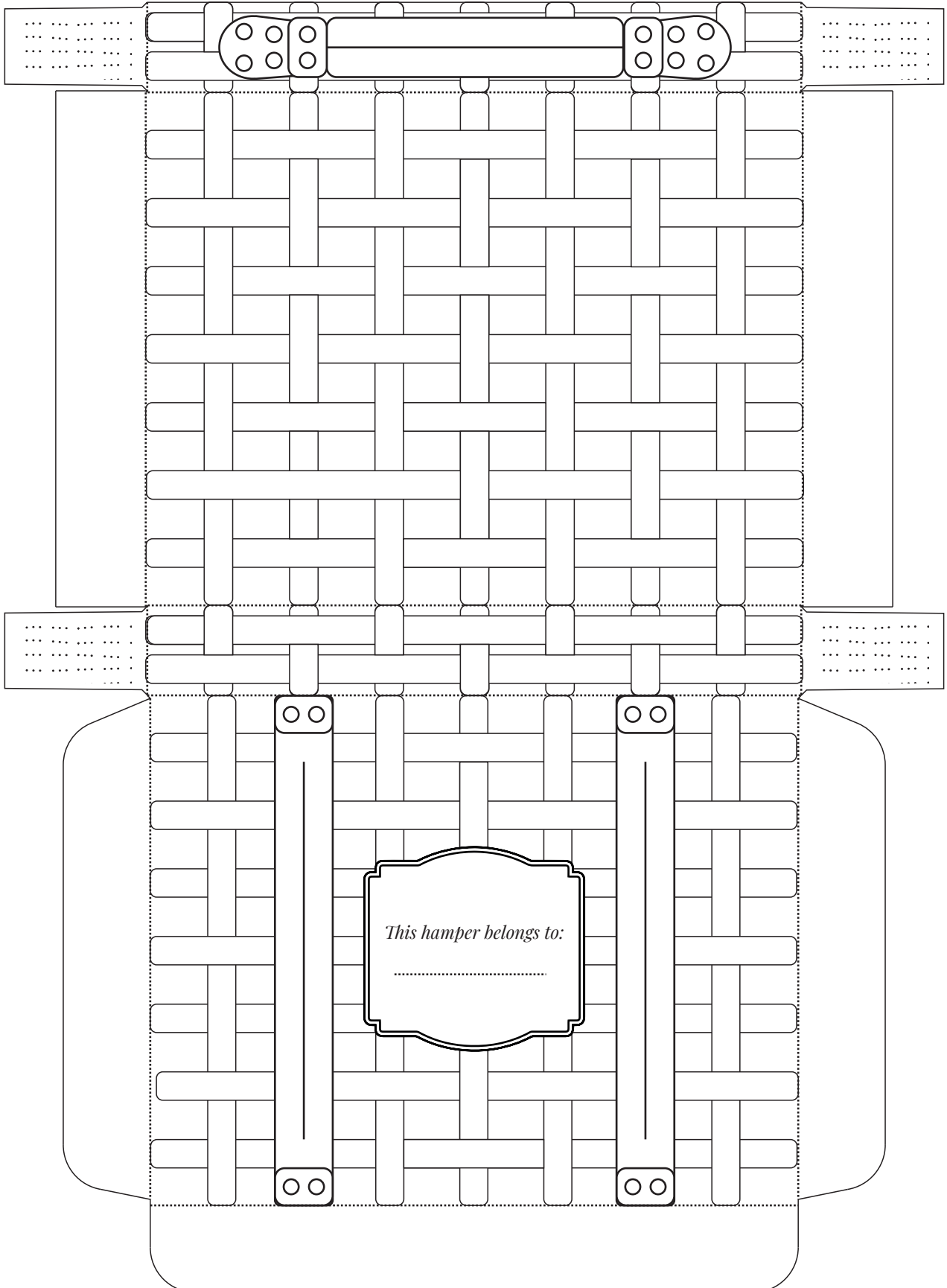
Cut



Fold

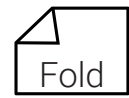


Glue





Cut



Fold



Glue

